






**Witchcraft Heights Elementary School
School Improvement Plan 2023-2024**

Our goals this year			
What do we hope to improve?	How will we measure it?	Start	Goal
Reduce chronic absenteeism (SPS Priority #3: Center Belonging)	Reduce chronic absenteeism from 18.9% in 2022- 2023, to 16% in 2023-2024 school year. Targets: Increase the attendance rate for: <ul style="list-style-type: none"> • Students in sub separate program to 90% • Multilingual students from 92.7% to 94%. • Students experiencing homelessness from 85% to 92%. 	18.9% (22-23SY)	16% (23-24SY)
Improve performance as measured by MCAS (SPS Priority #1: Elevate Learning)	Math In grades 3-5, students' SGP in math and ELA will reach the 60 percentile Increase the percent of students that met or exceeded by 10%	SGP math 2023 53.5% SGP ELA 2023 54.2%	SGP math 2024 60% SGP ELA 2024 60%
		ELA Proficiency 26% Math Proficiency 24% Science Proficiency 37%	ELA Proficiency 40% Math Proficiency 40% Science Proficiency 50%
Improve performance as measured by ACCESS (SPS Priority #1: Elevate Learning)	Increase by 10% the percent of students who demonstrated adequate progress on ACCESS	54% (22-23 SY)	64% (23-24 SY)
Increase observation & feedback (SPS Priority #2: Empower Educators)	Increase "Perceptions of the amount and quality of feedback faculty receive" by 15%	55% (22-23 SY)	70% (23-24 SY)
Improve student perception data (SPS Priority #3: Center Belonging)	Increase by 15 percentage points in “Belonging” composite on annual Panorama survey to indicate if students feel like valued members of the community	55% (22-23 SY)	70% (23-24 SY)

How will we reach our goals?

We have three “big rocks” this year – these are our focus areas for improvement for our school!

	What is our big rock?	What will our students experience as we grow in this area this year?	How will we know if it is working?
	<p>Foster high expectations for everyone.</p> <ol style="list-style-type: none"> 1. Explicitly teach and embed content-focused, academic vocabulary in all lessons. 2. Leverage student funds of knowledge through increased academic discourse. 3. Use learning targets that connect the “what and how” and that include the WIDA domains. 4. Improve student achievement with the implementation of data-informed, standards-based reteach opportunities to address gaps in learning. 	<ul style="list-style-type: none"> ● Focused, small group time built into schedule to provide students with individualized learning. ● Instruction (both small group and interventions) that is targeted to each student’s growth according to formative and summative data points. ● Language supports and scaffolds that allow all students to access grade-level standards. ● Standards-based lessons and feedback that builds on a student's understanding of learning and targets gaps in knowledge. ● Ample opportunities to engage with their learning through academic discourse, independent work, and productive struggle time. 	<p>80% of all students will end the year with a SGP of 50 or higher in ELA and math</p> <p>80% of ML students will end the year with a SGP of 40 or higher in ELA and 50 or higher in math</p>
	<p>Empower all staff to improve student growth and achievement.</p> <ol style="list-style-type: none"> 1. Provide staff with consistent feedback that outlines next steps to improve student outcomes. 	<ul style="list-style-type: none"> ● All staff will receive coaching and feedback to improve instruction for all students. ● Data Informed Instruction that focuses on data cycles in literacy and math, as well as data meetings will support student academic outcomes 	<p>Student academic growth will be monitored using our WHES data trackers.</p>
	<p>Cultivate a joyful and inclusive community.</p>	<ul style="list-style-type: none"> ● Monthly school assemblies that are connected to our core values (MAGIC), school mission and vision. ● School-wide community-cultural projects ● Restorative circles 2x/week that use culturally responsive topics ● Stronger SEL skills ● Clear routines and schedule throughout the school day 	<p>70% of students will have a sense of belonging as noted in the Panorama Survey.</p> <p>100% students engaged in Restorative Circles, monthly school assemblies, and cultural projects.</p>